

## Section 4.4

### Matching Equations and Graphs

**Example 1:**

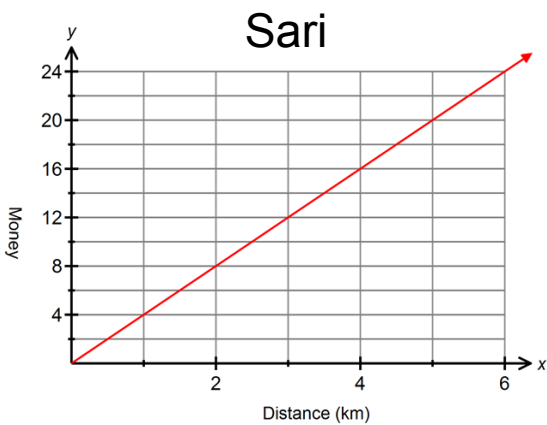
Bruce, Monica and Sari participate in a 5 km walk for charity. Each student has a different plan to raise money from his/her sponsors. The following graphs show how the amount of money a sponsor owes is related to the distance walked.

Match each graph with its equation:

$$M = 4d$$

$$M = 2d + 3$$

$$M = d + 5$$

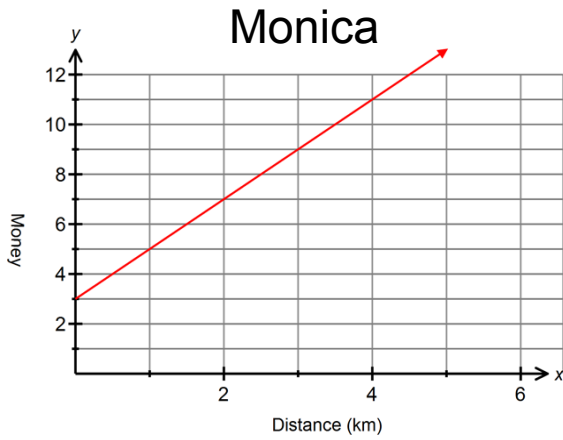


Describe how Sari is collecting money from her sponsors?

d	m

Equation: \_\_\_\_\_

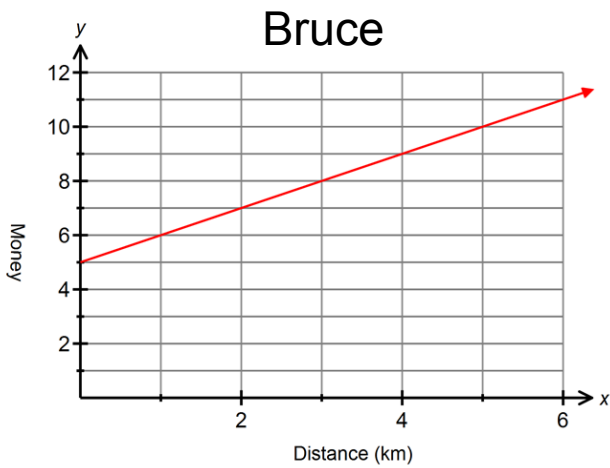
Sec 4.4 Notes



Describe how Monica is collecting money from her sponsors?

d	m

Equation: \_\_\_\_\_



Describe how Bruce is collecting money from his sponsors?

d	m

Equation: \_\_\_\_\_

**Example 2:**

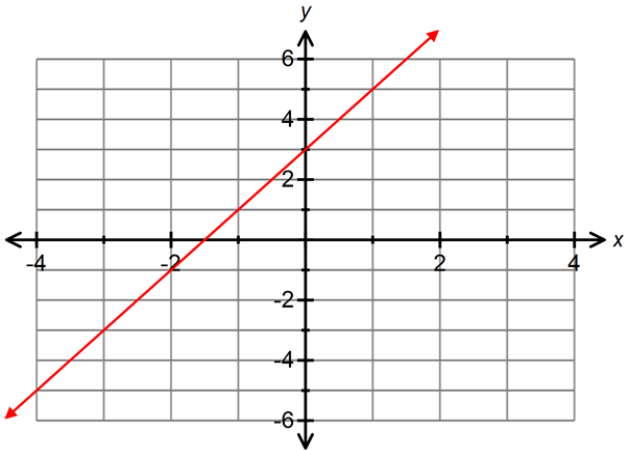
Match each equations with its graph

$$y = 2x - 3$$

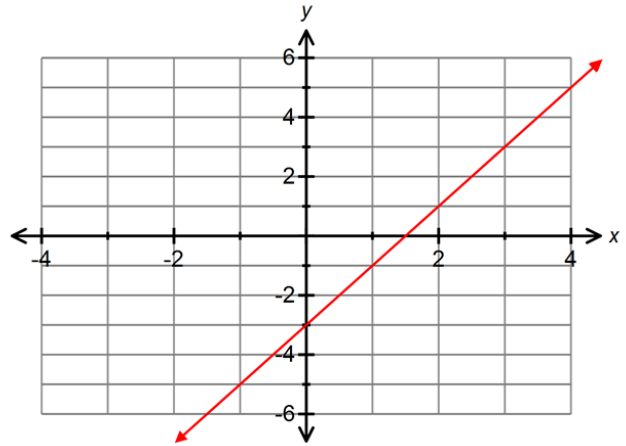
$$y = -2x$$

$$y = 2x + 3$$

Graph A



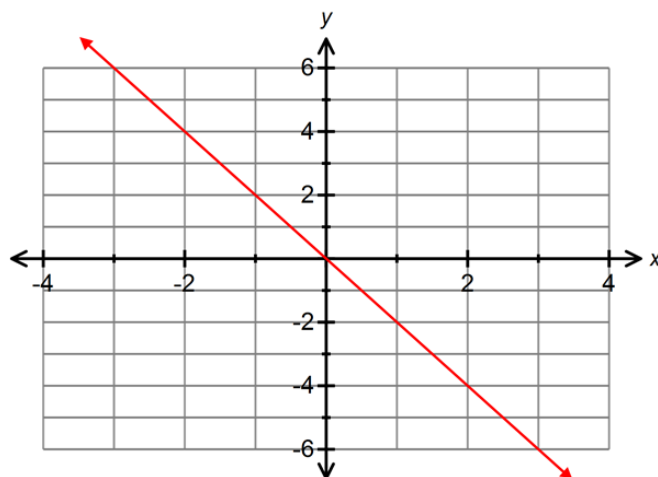
Graph B



Equation: \_\_\_\_\_

Equation: \_\_\_\_\_

Graph C

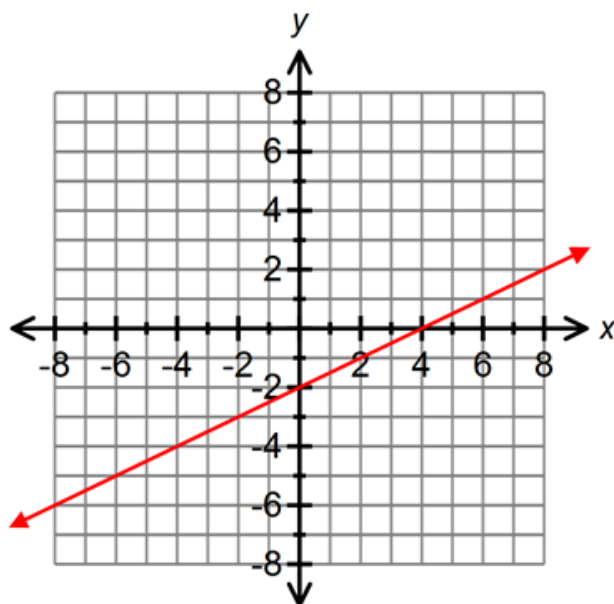


Equation: \_\_\_\_\_

Example 3:

Why does the equation and graph match?

$$x - 2y = 4$$



Pages	Questions	Extra Practice
Section 4.4 Pg 188	#3abc, 5abc, 7abc, 9ab	#4, 6, 8,